Esto es (succión portátil de la herramienta electrónica de reparación microscopio digital LCD portátil de 4,3 pulgadas) un fantástico microscopio que proporciona una buena forma de compartir la observación microscópica de alta definición con los demás. La pantalla LCD de 4.3 "de calidad proporciona una imagen de cristal vibrante.
Equipado con una lente microscópica profesional, te ayuda a ver fácilmente objetos pequeños. Con zoom óptico de 250x y zoom digital de 4x, la ampliación puede ser de hasta 600x. La batería recargable de ion de litio de 1050mA ofrece un tiempo de trabajo autónomo de 2.5-3 horas. Los 8 LED brillantes, con brillo ajustable, son lo suficientemente brillantes como para una observación perfecta.
Con este microscopio digital LCD puede disfrutar su investigación o compartirla con sus amigos. Es especialmente útil y asequible para los jóvenes hacer una investigación básica, tanto en el hogar como en la escuela.

Parámetros principales:
1: Pixel: HD 3, CCD de 6MP
2: Pantalla: pantalla OLED HD de 4.3 pulgadas.
4: Ampliación: sistema de aumento continuo 1-600X.
5: distancia del objeto: 15 mm - infinito
6: con batería de litio incorporada, trabajando continuamente durante 6 horas.
7: Idiomas: inglés, español, ruso, coreano, japonés, tailandés, hebreo, portugués, alemán, francés, Italia, Turquía, checo, Polonia, chino tradicional, chino simplificado

MICROSCOPE

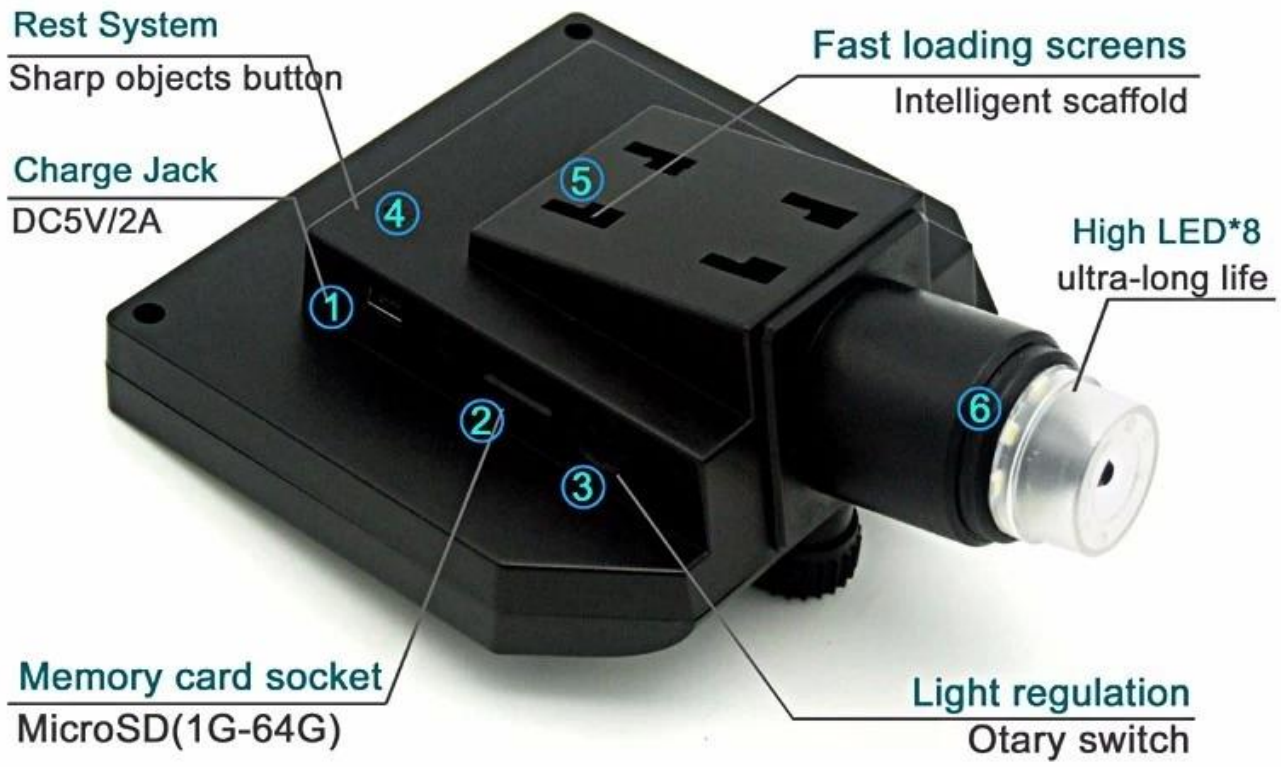
Rest System
Sharp objects button
Charge Jack
DC5V/2A
Fast loading screens
Intelligent scaffold
High LED*8
ultra-long life
Memory card socket
MicroSD(1G-64G)
Light regulation
Otary switch

PAGE UP ZOOM+
VIDEO / CAMERA / PLAYBACK
PAGE DOWN ZOOM-
SYSTEM KEY PROGRAMMING
Confirm key
Camera button
Object distance adjustment
Power ON/Off

Main parameters

1:Pixel: HD 3 .6MP

2:Display: 4.3 inches HD OLED display.

3:Magnification: 1-600X continuous magnification system.

4:Object distance: 15mm-- infinity (Depend on the different distance)

5:With built-in lithium battery, available for working more than 6 hours continuously .

6:Languages: English, Spanish, Japanese, Korean, Thai, Russian, Hebrew, German, Portuguese,French, Italy, Turkey, Czech, Poland, Traditional/simplified Chinese.

The High-capacity lithium battery needs about 4 hours to be full charged.When it 's charging,the display will show : when it's full charged,the display will show: .

Intelligent universal support

Angle AdjustionKnob
Changes the angle of the mount

Mount AdjustionKnob
Folds and u nfolds the mountholder

Express screens
Four screens

Suction Pad Lever
Locks the mount to hold in place

The magic stick plate
Repeated use suction cups
Any surface adsorption

The intelligent universal support is super light and powerful, can be adsorbed on the surface of glass / ceramic / marble / plastic board and others.

The silicone sucker will not leave marks on any surface.after long-term using, it can be cleaned by water when there's dust on the surface.



The closest distance of microscope and the goal is -15mm , the magnifying time is the maximum , the magnifying time will be smaller as the distance increasing .

PAGE UP ZOOM+
VIDEO / CAMERA / PLAYBACK
PAGE DOWN ZOOM-
SYSTEM KEY PROGRAMMING
MICROSCOPE
Confirm key / Camera button
Power ON/Off
Object distance adjustment

视频模式
MP
Resolution
分辨率
Date Tag
时间标志
Motion Detection
移动侦测
Cyclic Record
循环摄像
EV
EV
曝光值
MENU
1/2

Rest System
恢复出厂设置
HZ
Frequency
光源频率
Fill light
补光灯
Video Rotate
图片旋转
1.0
Version
软件版本

设置
Format
格式化
ABC
Language Setting
语言
Auto Power-Off
自动关机
Screen savers
自动关屏
Time Setting
时间设定
MENU
1/2

MENU MODE ◁ ▷ OK

MENU

Function setting key:

Resolution: 1080P, 720P, VGA

Date Tag: Displayed /Not displayed

Motion Detection: ON/OFF (When it's on it will start to record a video automatically , as soon as detecting something's moving .)

Cyclic Record : off /3 minutes /5 minutes /10 minutes.As soon as the memory card's memory is full, it will delete the first video and save the new video automatically.

Exposure value: +2.0 (0) -2.0

Format: Yse / NO

Automatic shutdown: off, 1 minutes, 3 minutes,

Automatic turn off the LCD : off, 1,3,5 minutes

Factory Reset:Yes / No

Light source's frequency: 50HZ, 60HZ
Time setting: year, month, day, hours, minutes, seconds
Image rotating on / off
Light: on / off
Software version: V1.10

MODE

Mode button:
Recording Video mode:
Taking Photos mode: (5M, 2M, 1.3M, VGA)
press OK button for taking photos
Playback mode: delete, lock / unlock

◁ ▷ OK

Left button, right button,
OK button (photo / video, open key)

⏻ Power On/Off

Press it once to turn on,press once again to turn off.



1：Power DC interface (5P MINI).

2：Memory card's socket (Micro SD), supporting （1-64GB）.

3：Brightness Adjust button

4：REST button, restore the system.(If the machine can not work, please press the button with sharp objects to restart it.)

5：Fast loading 4 holes' bayonet, push the bracket's 4 claws into the bayonet,hearing “ka” once,it says the assemble is finished.

6：High brightness 8 LEDs, available for up to 100 thousand hours.

Accessories icon:

Microscope,
power supply,
data line,
multi functional support,
user's manual.

Made in China

1 * Microscopio
1 *fuente de alimentación
1 *línea de datos
1 *manual de usuario

1 *soporte multifuncional