

Product Features:

Support system:

Note: Our mobile pen camera is used for the Android devices that carrying Qualcomm chips as the CPU in smart phones and tablets. USB Camera devices connect to mobile device using USB OTG (On-The-Go)

connection. It will only work with mobile devices supporting USB "host" mode (USB OTG) and Android version 4.1.2 and above.

For Android:

For Users who want to connect on Android please download by using your Android device:

App for Android: contact us to get it

Menu: Connecting to Android

For Mac Users:

There is no a software on Mac right now

Please use the Photo Booth to open an image window

For Windows Users:

You can install attaching CD. Also can visit our web page: to download below App and menu:

SE-12U200A-2.0M is an UVC camera and can be opened by any other App of UVC camera

FUNCTIONS AND APPLICATIONS

The USB MICROSCOPE is a new electronic product. It is a tubular imaging system consisting of an optical lens, an image sensor, an illumination mechanism, and an image transfer control circuit connected to a computer. You can display the images captured by the USB MICROSCOPE on the computer screen, store them on the computer, print them, or send them over the Internet.

As an USB microscope, it can be used to magnify stamps, coins, antiques, insects, electric circuits, machines, fabrics, food, decorations, etc. and can also help visually impaired patients magnify small text for reading. Also it can be used as a PC camera.

As the shape like a pen people like to call it pen camera, pen microscope and so on.

TECHNICAL SPECIFICATION

1. DSP: High power Digital Image Monarch Processor.
2. Sensor: high-quality CMOS sensor, 2.0M pixels
3. Resolution: 1600 X 1200
4. Interface: USB2.0.
5. Frame rate: 30 frames/sec (CIF and VGA).
6. Focal distance: 5mm - ∞
7. Magnification: 1x - 200x (at 5mm on 17" screen by 640 x 480 resolution)
8. USB cable length: 1.5 meters
- 9.: 12mm in diameter and 140mm in length

PACKING LIST

USB PEN MICROSCOPE *1

Aluminium Alloy Stand *1

Reflector* 1

Multi-function tube * 1

Ear specula * 1
Large focusing cap* 1
OTG cable * 1
CD *1

Small accessories use:

REFLECTOR

For use on the tooth checking it should be focused on any surface that is at the distance of 15mm far from the reflector before it be used for tooth checking. Please peel off the plastic film on the mirror before use the reflector.



MULTI-FUNCTION TUBE

The advantage of using a multi-function tube is that it saves you from the need to constantly adjust the focus when you use the pen camera to view parts or flat surface materials and have to constantly move the camera. By attaching a multi-function tube to the pen camera, you can press the tube against the surface of the materials you want to view and thus always maintain a constant distance between the lens of the pen camera and the materials.

With the multi-function tube, the distance between the lens of the camera and observed surface is about 25mm.

To use the multi-function tube, focus on the edges of the opening at the front end of the lens. This is done by adjusting the focus until you see a sharp edged circle on the screen. The multi-function tube can now be used to inspect the ear canal, nasal cavity, hair roots, skin, etc.



FOCUSING CAPS

The advantage of using a focusing cap is that it saves you from the need to constantly adjust the focus when you use the pen camera to view flat surface materials and have to constantly move the camera. By attaching a focusing cap to the pen camera, you can press the cap against the surface of the materials you want to view and thus always maintain a constant distance between the lens of the pen

camera and the materials.

With the focusing cap, the distance between the lens of the camera and observed surface is 20mm.



EAR TIP

To use the ear tip, focus on the edges of the opening at the front end of the lens. This is done by adjusting the focus until you see a sharp edged circle on the screen. The ear tip can now be used to inspect the ear canal, nasal cavity, hair roots, skin, etc.



Aluminium alloy stand






An Aluminium Alloy Stand is come with the pen microscope and for fixing the pen cam while you do not use it or use the pen cam as a microscope.



Product Pictures:



More models and specification to choose:

Tube	Picture	Model No.	Pixel	Resolution	Diameter	Length	Zoom	Feature	Assessory
12mm		SE-12U200-2.0M	2.0M	1600 X 1200	12mm	140mm	1X-200X	USB type	<ul style="list-style-type: none">• 1 x pen Microscope• 1 x Reflector• 1 x focusing cap• 1x Ear specula• 1 x tube• 1 x CD (including the manual and dpc)• 1 x Stand
		SE-12U200A-2.0M						USB type& Mobile type (Android system)	
		SE-12AV200-0.3M	0.3M	640 x 480	12mm	140mm	1X-200X	AV type	
8mm		SE-8U300-2.0MW (With adjustable Working Station Stand)	2.0M	1600 X 1200	8mm	170mm	1X-300X	USB type	<ul style="list-style-type: none">*1 x 8mm Microscope*1 x Reflector tube*2 x Ear Specular*2 x nose Specular*1x waterproof metal tube (OD:9.5mm)*1 x CD (including manual and dpc)*1 x Stand
		SE-8U300-2.0MR (With Universal Rotation adjustable stand)							
		SE-8AV300-0.3MW (With adjustable Working Station Stand)	0.3M	640 x 480	8mm	170mm	1X-300X	AV type	
		SE-8AV300-0.3MR (With Universal Rotation adjustable stand)							

Product Packaging:

GW / G.W.: 27 KGS

NW / N.W.: 26 KGS

outside the box size / MEAS.: 55x40x40 CM

PACKING LIST :

USB PEN MICROSCOPE	1
Aluminium Alloy Stand	1
Reflector	1
Multi-function tube	1
Large cap	1

Ear specular	1
Software CD (Software and User's manual included)	1

Approval Certification:



Why Choose US :

Our goal is to provide customers products of high quality, competitive price, and superior services.

- 1.Established in 2005, about 10 years of history;
- 2.Own main factories, supply diversification products and One stop service
- 3.Certificates of ISO9001, UL, CE, EMC,CQC,RoHS,Reach,etc.
- 4.Six years Gold member in Alibaba, Aliexpress etc
- 5.Production capability more than 100 thousands pcs/ month;
- 6.Monthly export more than 50 times delivery;
- 7.Exported to more than 20 countries and regions;
- 8.We provide an excellent combination between prices, quality & respond,delivery,after-sales!

Order program

Selectech

