

1000x 2.0MP 4.3 Inch Electronic Microscope DM4 Digital LCD Microscope Camera with Charging

Product display



Features:

1. Full Functions, Clear Image, Fine Workmanship, Battery Replacement, Connection to Computer, Compact and Portable, Support For Up to 12 Languages, etc.
2. Integrated Design With 4.3 Inch LCD Screen, No Need to Connect With Computer.
3. 8 LED Lights for Illumination in Weak Light Conditions, and The Brightness is Adjustable.
4. Built-in Battery: 18650 2600mA (Support Disassembly and Replacement)
5. 2 Million Pixels

Product Description

PRODUCT DESCRIPTION

• SELECTECH •

Product specification	
Video Maximum Pixel	720p
Lens Optical Size	1 / 6.5 "
Photo Resolution VGA	VGA 1.3m 2m 3m
Video Resolution	VGA 720P
Photo resolution	3M, 2m, 1.3m, VGA
Data format	JPG / AVI
Focus mode	manual
Picture format	JPG / BMP
Magnificence	500/1000
Light Source	8 LED Lights (Adjustable Brightness)
Focusing range	10 ~ 40 mm (Visible View)
PC Resolution and Image Transfer Rate Rateched	640 * 480 / 26FPS, 1280 * 720 / 26FPS
WHITE BALANCE	automatically
Support Language	12 Languages
Maximum Signal to Noise Ratio	TBD DB
WHITE BALANCE	automatically
Automatic	exposure
PC Operating System	Windos XP, Win7, Win8.1, Win10, Mac OS X 10.5 OR HIGHER
Lens Structure	2G + IR
Openings	F4.5
Lens Angle of View	16th
Interface and Signal Transmission Mode	Micor / USB2.0
Operating temperatures	-20 ° C ~ + 60 ° C
Working Humidity	30% ~ 85% RH
Working Current	330 mA
Power Consumption	1.65W



HD DISPLAY

- **8 million HD camera**
- **1000 times magnification**

4.3 INCH

HD DISPLAY MICROSCOPE



4.3 INCH

STRUCTURE DISPLAY



FEATURES



METAL BODY



EASY TO USE



4.3 INCH



HD DISPLAY



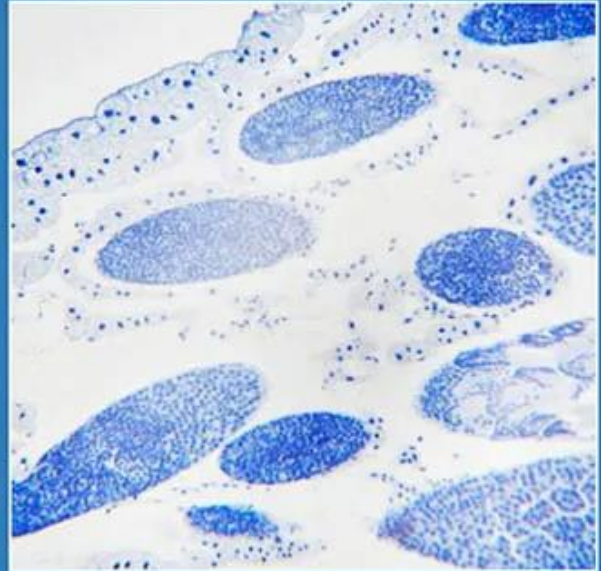
CLEAR AND DISTINCT

LED

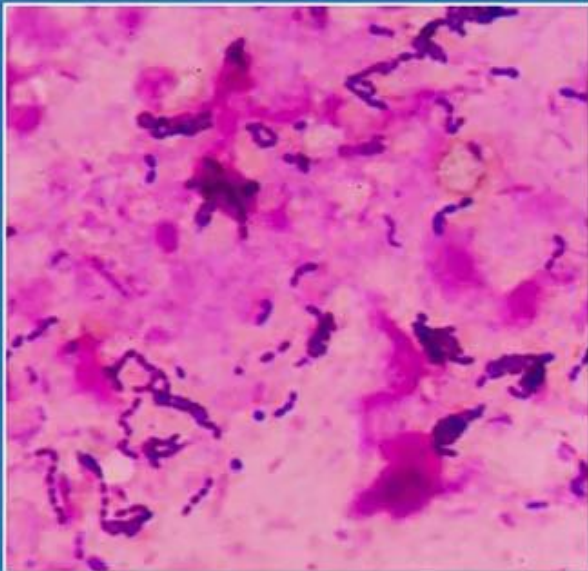
8 LED LIGHTS



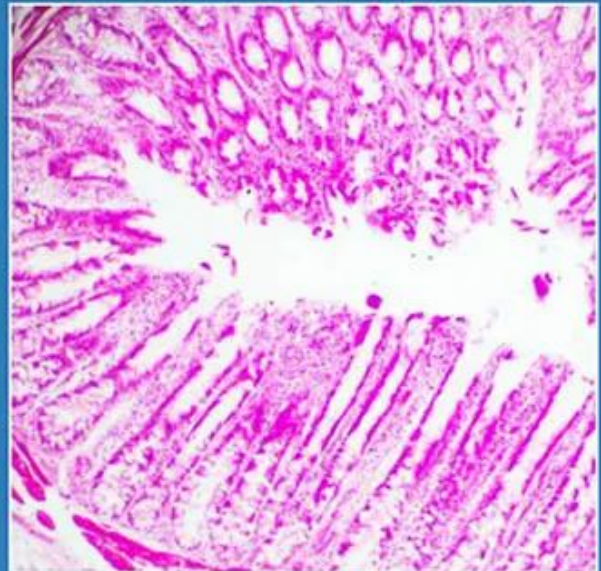
Parasite



Sperm



Microorganism



Blood

01

HD DISPLAY

The screen is clearer





02

LED LIGHT

Look more closely

03

NOT-SILP BASE

More stable







Built-in battery: 18650 2600mA

(Support disassembly and replacement)



